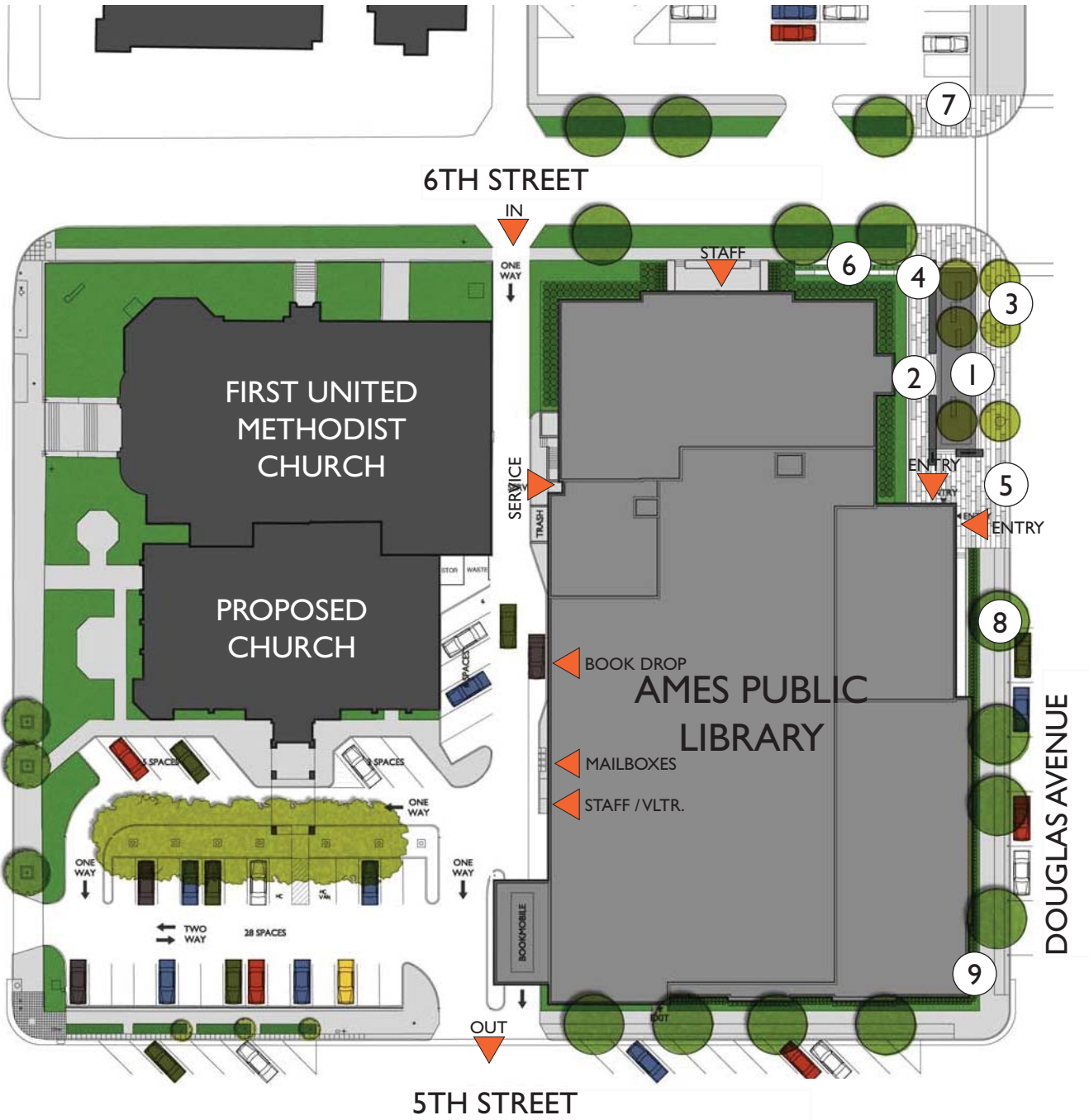




PROPOSED SITE PLAN

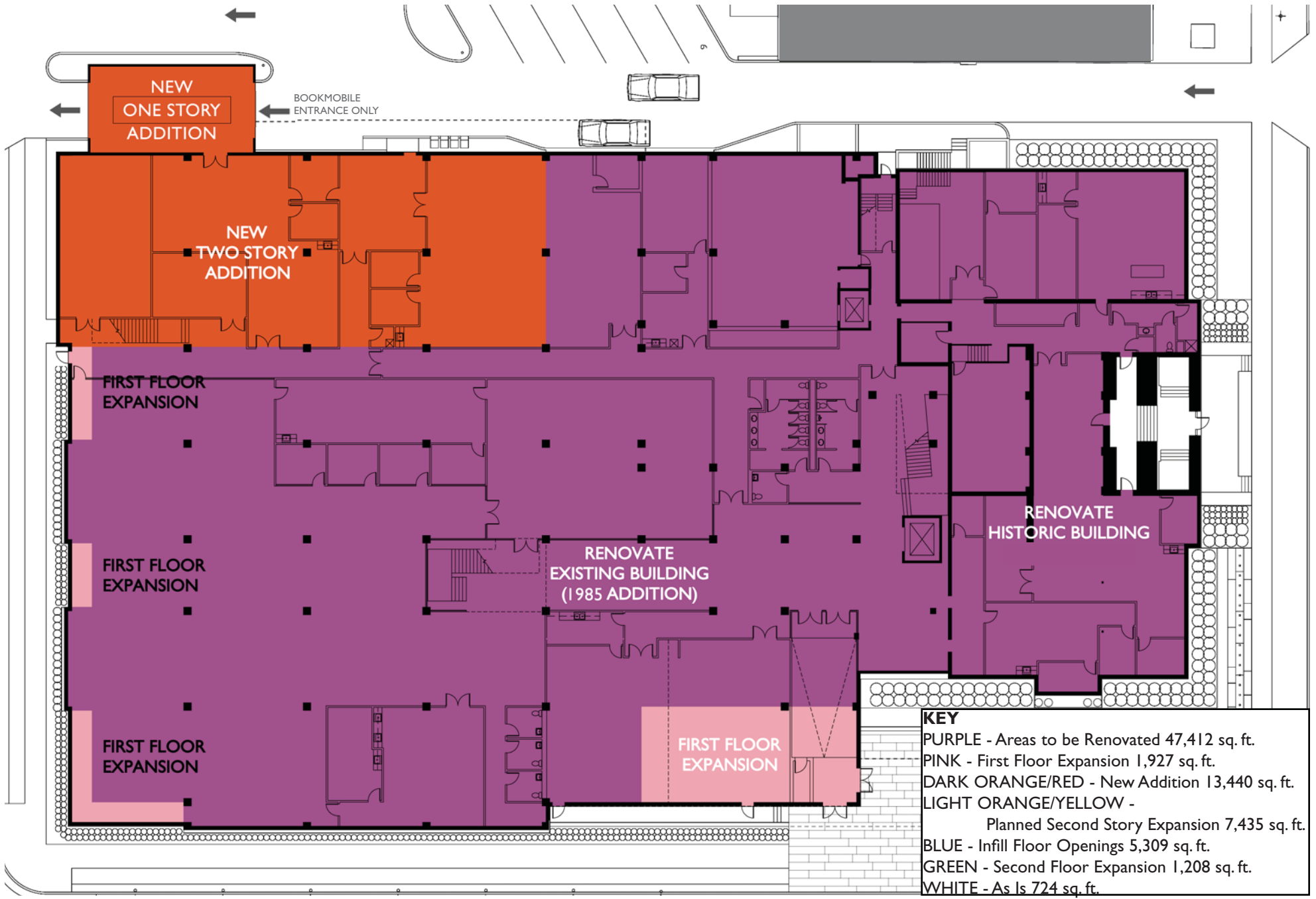


KEY

- ① RAISED PLINTH WITH SEATING
- ② STEPS TO RECALL ORIGINAL ENTRANCE
- ③ TREES IN TREE GRATES AND STRUCTURAL SOIL
- ④ MONOLITHIC STONE BENCH
- ⑤ PLAZA WITH CONCRETE PAVER SYSTEM
- ⑥ BIKE RACKS
- ⑦ SCREEN PLANTING AT PARKING LOT
- ⑧ NEW LINDEN TREES TO MATCH EXISTING
- ⑨ FOUNDATION PLANTING OF PRAIRIE DROPSEED

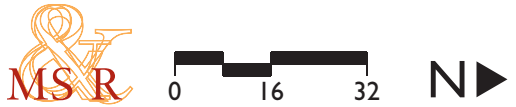


PROPOSED SITE PLAN



KEY	
PURPLE	- Areas to be Renovated 47,412 sq. ft.
PINK	- First Floor Expansion 1,927 sq. ft.
DARK ORANGE/RED	- New Addition 13,440 sq. ft.
LIGHT ORANGE/YELLOW	- Planned Second Story Expansion 7,435 sq. ft.
BLUE	- Infill Floor Openings 5,309 sq. ft.
GREEN	- Second Floor Expansion 1,208 sq. ft.
WHITE	- As Is 724 sq. ft.

DOUGLAS AVENUE
 FIRST FLOOR EXPANSION DIAGRAM





KEY	
PURPLE	- Areas to be Renovated 47,412 sq. ft.
PINK	- First Floor Expansion 1,927 sq. ft.
DARK ORANGE/RED	- New Addition 13,440 sq. ft.
LIGHT ORANGE/YELLOW	- Planned Second Story Expansion 7,435 sq. ft.
BLUE	- Infill Floor Openings 5,309 sq. ft.
GREEN	- Second Floor Expansion 1,208 sq. ft.
WHITE	- As Is 724 sq. ft.



SECOND FLOOR EXPANSION DIAGRAM